

MONDAY TASKS

WEEK OF:
5/4/20 – 5/8/20
Mrs. SITES
Mrs. De la Torre

1 LETTER OF THE WEEK



We have two letters this week!

V and **Z**

Say the V sound. Say the Z sound.

Look at the “skills buddy” picture (Found at the end of the tasks).

Find 2 things that start with Z.

Find 2 things that start with V.

In your notebook:
Write down what you found.

2 QUESTION THE WEEK



How do people in different parts of the world travel?

This picture shows different ways people around the world travel.

Talk about what you see.

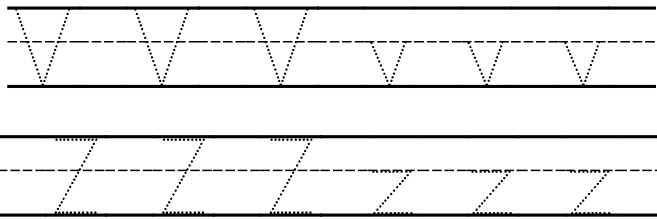
Submarine,
double-decker bus, kayak, llama,
dogsled

3 HANDWRITING

In your notebook:

Write 5 uppercase and 5 lowercase Zs.

Write 5 uppercase and 5 lowercase Vs.



4 HIGH FREQUENCY WORDS

NEW SIGHT WORDS!

here
come

Practice your new words in a fun way!
“Dribble and Shoot”

Dribble each letter in the word and shoot when you say the word at the end.



5 MATH

Fill in the missing number!

11, __, 13, 14, __, 16, 17, 18, __

10, __, __, 13, 14, __, 16

__, 18, 17, __, 15, 14, __, 12

6 MATH

TEEN NUMBERS

Teen numbers are a group of ten and some more!

The number 14 is a group of ten and 4 more!
 $10 + 4 = 14$

Click the link below to learn more about teen numbers.

<https://youtu.be/uedvwH6AyI8>

TUESDAY TASKS

WEEK OF:
5/4/20 – 5/8/20
Mrs. Stites
Mrs. De la Torre

1

READ

Read the V and Z words below.

Val	zoo	zip
vat	van	zippy
zip	zit	zing
vet	zap	vest

2

COMPREHENSION SKILL

MAIN IDEA

The most important idea of a selection is called the main idea. Good readers look for the main idea because it helps them understand what the selection is all about.

Click the link below to learn more about main idea.

<https://youtube.com/mkZo2zVKJR4>

3

READ DECODABLE

Read the decodable titled
Val's Top
(Attached at the end of the week's tasks).

Remember to track your words with your
finger!

4

HIGH FREQUENCY WORDS

In your notebook:

Write your own sentences using this week's
new sight words.

Write one (or more) sentence with the word
"where". Write one (or more) sentence with
the word come.

where
come

5

MATH

Practice teen numbers. Fill in the blanks in your
notebook.

11 is 10 and ___ more

12 is 10 and ___ more

14 is 10 and ___ more

16 is 10 and ___ more

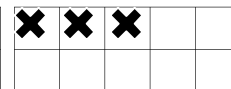
18 is 10 and ___ more

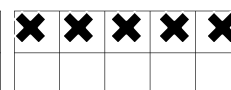
6

MATH



Look at the ten frames.
Write down the teen number in your notebook.







WEDNESDAY TASKS

WEEK OF:
5/4/20 – 5/8/20
Mrs. Stites
Mrs. De la Torre

1

LISTEN

Have a helper read the words below. Listen. Clap if the word begins with /v/. Jump if the word begins with /z/.

zoo	vet	story
museum	violet	zap
umbrella	zone	block
math	zing	vent
volcano	valley	vest
zip	apple	zit
tie	city	bat
zoom	zebra	zest
zero	travel	pie

2

NOUNS

Read the sentences below. Identify the nouns in the sentence. You can say them or write them in your notebook.

1. The teacher read a story about a frog.
2. My mom asked me to clean my room.
3. The kids like to swim in the pool.
4. The blue car broke down on the street.
5. My friend took his dog for a walk in the park.

3

COMPOUND WORDS

Compound words are formed when two or more words are joined together to create a new word that has an entirely new meaning.

For example, "sun" and "flower" are two different words, but when fused together, they form another word, Sunflower.

Click the link below to learn more about compound words.

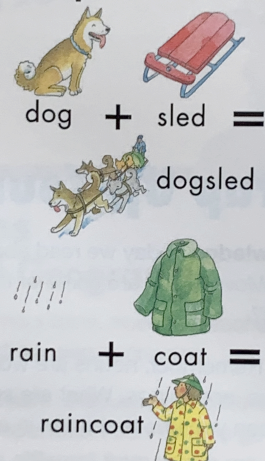
<https://youtu.be/2U00BDRvkKo>

4

COMPOUND WORDS



Compound Words



Look at the compound words.

Have someone at home help you think of another compound word. Write it in your notebook.

rain + coat = _____ + _____ = _____

5

MATH

TEEN NUMBERS


Click the link below to practice building teen numbers with base ten blocks. Remember: We call a group of ten "longs" and the ones are "baby cubes"!

https://www.abcya.com/games/base_ten

6

MATH

Count the ten frames and choose the correct amount!



THURSDAY TASKS

WEEK OF:
5/4/20 – 5/8/20
Mrs. Stites
Mrs. De la Torre

1 WEEKLY STORY

Click the link below to listen to our weekly story...

“On the Move”

<https://youtube/V4VhKeWLGU0>

2 COMPREHENSION

Pick a question below. Talk with someone at home about the answer. Feel free to answer more than one!

1. What is the story mostly about?
2. Which forms of transportation in the story have you tried before?
3. Which form of transportation would you like to try? Why?
4. Choose a form of transportation we read about. Where would you travel in it?

3 SIGHT WORD PRACTICE

Click the link below to practice your sight words! Remember to read the words out loud when you see them on the video!

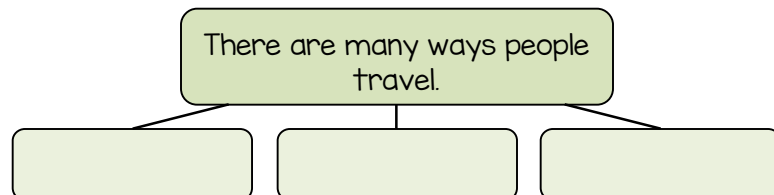
<https://youtube/NTV3tYMtMoA>

4 MAIN IDEA

This week you read about different kinds of transportation used by people in different parts of the world.

In your notebook:

Copy the graphic organizer below. Fill in the other boxes with details you remember from our weekly story. HINT: Different ways people travel!



5 MATH

Play “Base Ten Bingo” on ABCya.com!
Select “tens” when choosing a board.

You will count the tens (or longs) and choose the number to match

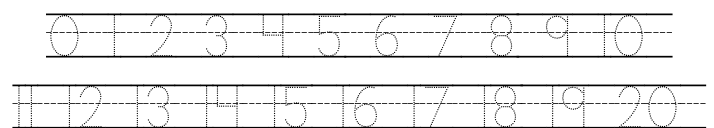
https://www.abcya.com/games/base_ten_bingo

6 MATH



In your notebook:

Practice writing your numbers 0 - 20 in your neatest printing!



FRIDAY TASKS

WEEK OF:
5/4/20 – 5/8/20
Mrs. Stites
Mrs. De la Torre

1 WORD BLENDING

Read the words below.

zip	frizz
van	Val
where	come
jazz	zap
Bev	vest
buzz	vet

2 SING-A-LONG

Click the link below and sing along!
Learn the words to “The Sentence Song”
and think of this song anytime you are
writing sentences!

https://youtube.com/OWrv_ZviMEc

3 READING EGGS

Log on to Reading Eggs and do some
learning on there!

https://sso.readingeggs.com/login?client_id=8020fd524cb747519ccfb61e1c15dacbfab3f0b4&idp=d0797975a160eeec142b30cd3705fe6e3eafec9&locale=us&redirect_uri=https%3A%2F%2Fapp.readingeggs.com%2Foauth%2Flogin%3F_ga=2.239786944.219316455.158826937

4 FREE SPACE

Use this space however you'd like!

- Catch up on special area work
- Exercise
- Go for a walk
- Drawing videos on YouTube
- Practice sight word
- Play Top It
- Play charades

5 MATH

Play this fun base ten game on ABCya!
Click the link below.

https://www.abcya.com/games/base_ten_fun

If the link does not work... type in
“base ten fun”
in the search box on ABCya.com

6 MONTHS IN A YEAR

Practice saying the months in a year!

Next..

Practice saying the months in a year and clap
out the syllables in each month!

Jan  u  ar  y 

Name _____

Val's Top



Val and Mom come in
a van.
They will go to look for
a top.



Val and Mom see a top.
They can zip it up.

1

2



The top is red.
Val and Mom like the top.



She will zap the tag.
Val has got the red top.

3

4

Phonics Story *Val's Top*
Target Skill Consonants Vv/v/, Zz/z/

Phonemic Awareness

Let's Listen for

Initial Sounds

- Point to the van. Say the word. What sound do you hear at the beginning?
- Point to the zebra. Say the word. What sound do you hear at the beginning?
- ▲ Find two things that begin with /v/, like van. Find two things that begin with /z/, like zebra.
- ★ Say these words: vegetable, van, vest; Do they begin the same? What about zipper, zoom, veil?

READING STREET ONLINE
 BIG QUESTION VIDEO
www.ReadingStreet.com

